

# Gravelli



## SLANT 03 DOUBLE

A distinctive, wall-mounted washbasin that despite its dominant size maintains an entirely ordinary weight. Atypically designed, the washbasin slopes from all sides to one corner, creating an excellent gradient and plays interestingly with shapes.

*Tomáš Vacek*

design (2015) Tomáš Vacek







---

COLOUR VARIANTS

---



 **grey:** gw03dgr



 **anthracite:** gw03dan

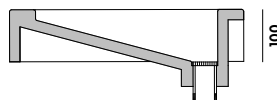
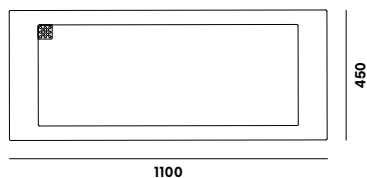



 **sand:** gw03dsnd

---

DIMENSIONS (mm)

---



  
**DIMENSIONS**  
1100 / 450 / 100  
mm

  
**WEIGHT**  
30 kg

  
**LIGHT**  
fibre  
reinforcement  
—  
reduced weight

  
**WATERPROOF**  
quality surface  
impregnation  
—  
liquid-proof

  
**ECO**  
minimum waste  
produced  
—  
respect for raw materials

  
**SMOOTH**  
manually finished  
surface  
—  
pleasant to the touch

  
**UV STABLE**  
suitable for  
exteriors  
—  
stable colours

  
**AUTHENTIC**  
every piece is  
an original  
—  
natural appearance